



I SAW THE EXPLODING HOTDOG!



SO I KNOW TO STAY AWAY FROM POWER LINES

13 TEMPORARY TATTOOS


POWER LINE SAFETY




3. Never climb utility poles or trees that are near power lines.

4. Do not post posters or flyers on electric poles. Try posting in neighborhood shops instead.

5. Do not plant tall trees near power lines. Make sure to plant all tall growing plants a safe distance away.



**STAY SAFE
AROUND
POWER LINES**



DANGER!

**I SAW THE
EXPLODING
HOTDOG!**



**I KNOW TO STAY AWAY
FROM POWER LINES**

ELECTRICITY SAFETY TIPS

1. Never stick anything into an electric outlet.
2. Keep electrical appliances away from water. Do not use appliances near sinks, bathtubs, or pools.
3. Do not pull on power cords or drag electrical appliances by the cord.
4. If you see a cord in your home that is damaged or frayed ask an adult to replace it.
5. Never use outdoor electrical appliances or devices while you are wet or near water.
6. Stay away from areas marked with signs that say 'High Voltage' or 'Danger.'




ELECTRIC FIRE SAFETY



1. If there is a fire in your home, exit the area immediately. Never use water to try to put out an electrical fire.
2. While exiting, cover your mouth and nose with a towel or an article of clothing, and stay as low to the ground as possible.
3. Touch the door (not the doorknob) to see if it is hot before opening. If it is hot, try an alternate exit. If it is not hot, exit through that door.
4. Once outside, call 911. If a family member or pet is still inside, alert the fire department. Also, let the fire department know that it is an electrical fire.
5. All homes should have multiple smoke detectors and carbon monoxide detectors to keep you safe.


STAY SAFE AROUND POWER LINES



**I SAW THE
EXPLODING
HOTDOG!**




**I KNOW TO STAY AWAY
FROM POWER LINES**



OUTLET & ELECTRIC CORD SAFETY

1. Don't plug too many things into one outlet. This can overload the outlet and cause it to overheat or catch fire.
2. Keep all electric cords organized and neat so no one trips and falls.
3. Never yank electrical cords out from wall or power strip outlets.
4. Never stick any object into an outlet.
5. Check cords for cracks or other damage. Ask an adult to replace any frayed or loose cords and plugs.
6. Do not run extension cords under carpeting, furniture, or across doorways. This can cause them to become damaged if they are stepped on.
7. Do not staple or nail cords to the wall or floor.

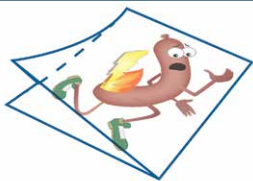


INSTRUCTIONS

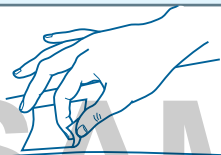
Make sure skin is clean and dry.



1. Cut out tattoo.



2. Remove the clear plastic.



3. Press tattoo image side down in desired location.



4. Hold a wet cloth on top and wet thoroughly.



5. When it's ready the paper will slide off easily.



6. Gently rinse image with water for best effect.

Notice: This booklet was produced by Project Energy Savers™, LLC. Neither Project Energy Savers nor any person acting on behalf of Project Energy Savers makes any warranty, expressed or implied, with respect to the use of any information disclosed in this booklet, or assumes any liability with respect to the use of, or for damages resulting from the use of, any information contained in this booklet. The recommendations, statistics, and information provided are strictly for the purposes of informing the user.