

DECORATE YOUR LIGHT SWITCH

Don't be scared to turn out the lights! These repositionable monster stickers make a dark room a little less spooky. **STEP 1.** Start by putting a head on a light switch in the house **STEP 2.** Make a face by adding eyes, a mouth, and some wacky extras. **STEP 3.** Turn out the lights when you leave the room.

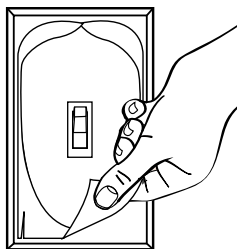
WHEN YOU TURN OFF THE LIGHTS YOU SAVE ENERGY AND money



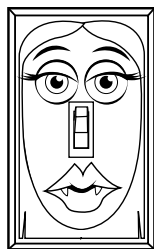
DON'T BE SCARED TO TURN OUT THE LIGHTS WHEN YOU LEAVE THE ROOM

These repositionable monster stickers make a dark room a little less spooky.

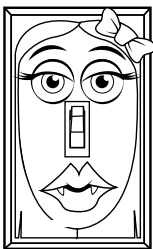
INSTRUCTIONS



STEP 1. Start by putting a head on any light switch in the house.



STEP 2. Make a face by adding eyes and a mouth.



STEP 3. Finish it off with some wacky extras.



STEP 4. Turn out the lights when you leave the room.


TIPS

Turning off the lights when you leave the room is a great way to save energy and save money, but there are lots of other things that you can do too.

- Turn off your computers, video games, tablets, and TVs when you are done using them.
- Decide what you want to eat before opening the fridge door. That way the cold air will stay in.
- Using water uses energy too – so turn off the faucet when you brush your teeth.


**IF YOU FOLLOW THESE TIPS
YOU'LL SCARE UP A BUNCH
OF ENERGY SAVINGS!**

Draw your own! Can you draw a scary face on this light switch?



Can you get through this maze and turn off all the lights as you go?

START



FINISH