

THE WEATHERIZATION SUPER TEAM

COLORING & ACTIVITY BOOK

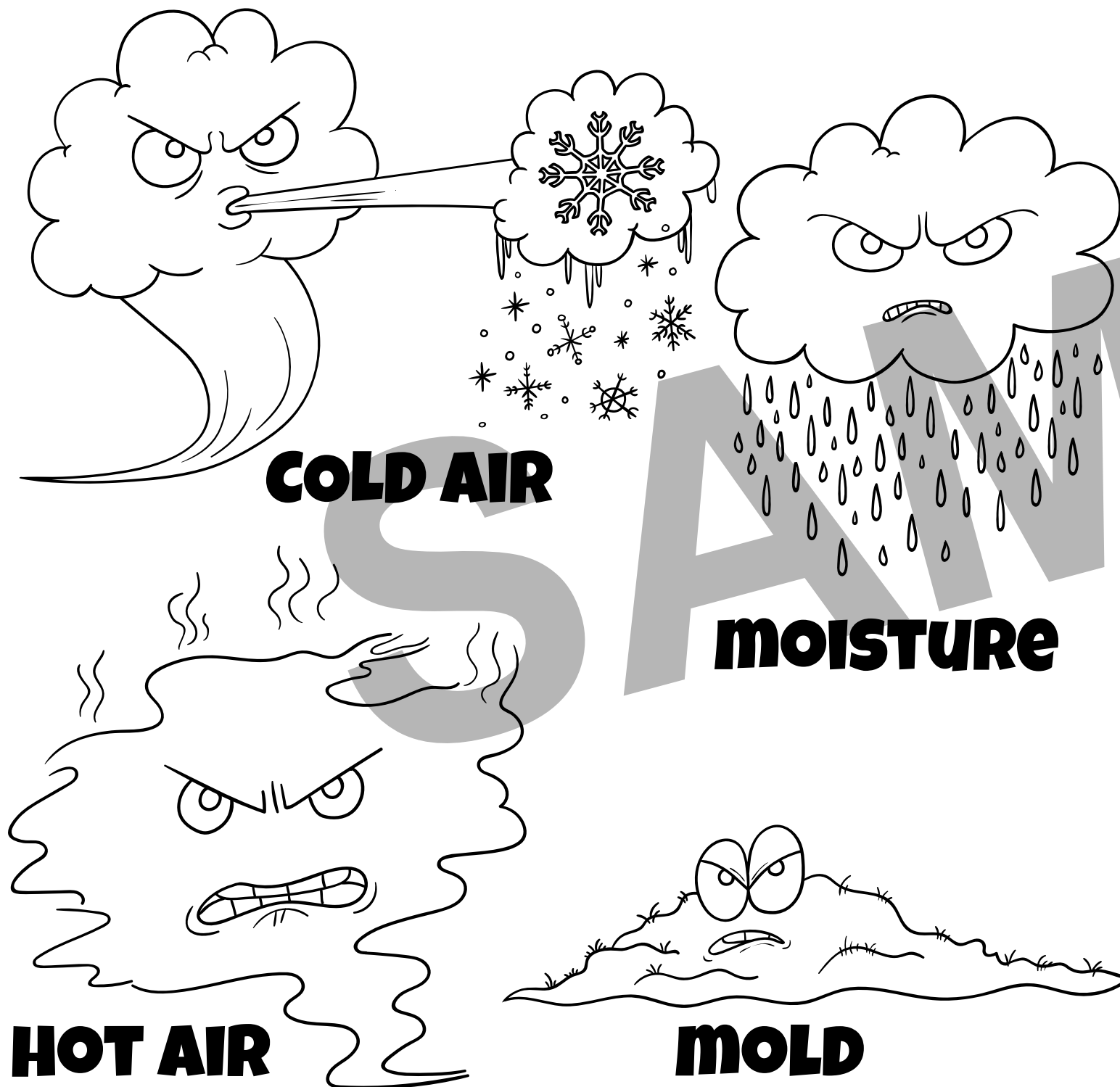


Hi! We're the Weatherization Super Team,
and we are here to teach you all about
weatherization!




Your home should keep you warm in the winter, cool in the summer, and it should keep you healthy and safe. But, sometimes there's trouble...

Air can get into your home through cracks or leaks and can create cold drafts. This wastes energy and costs your family money.



The first thing the Super Team does is search for air leaks and other energy wasters in your home. We call this an energy audit.



For the energy audit we use special tools. A blower door sucks the air out of your home so the energy auditor can better see where the leaks are.

Another tool we sometimes use is an infrared camera, which helps us see where heat escapes from your home.



Once we find the places where air leaks or heat escapes, we seal them up doing things like:


Can you connect the dots to see a tool we might use to seal troublesome leaks?




Caulking Cracks



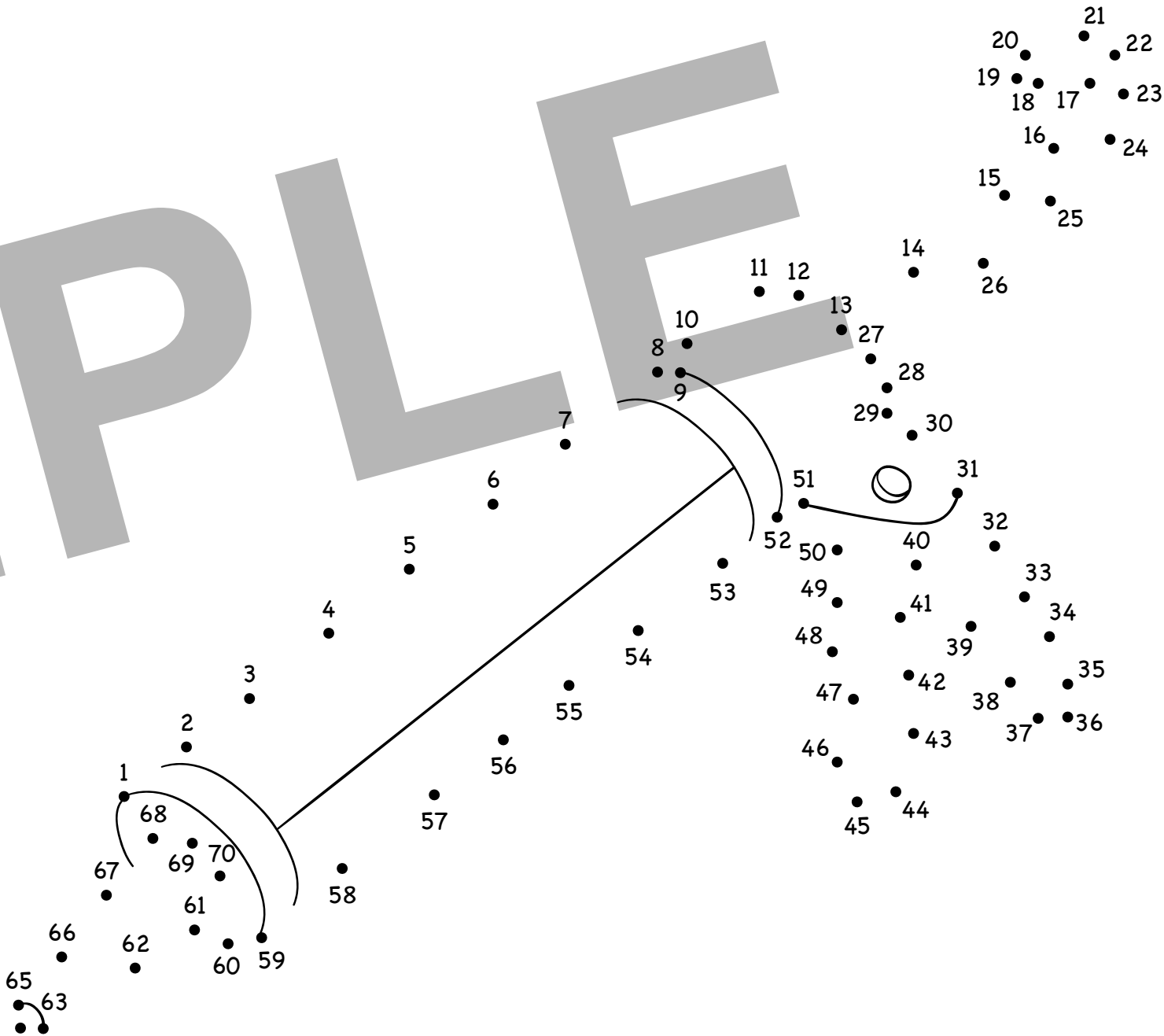
Installing Insulation



Fixing Minor Leaks

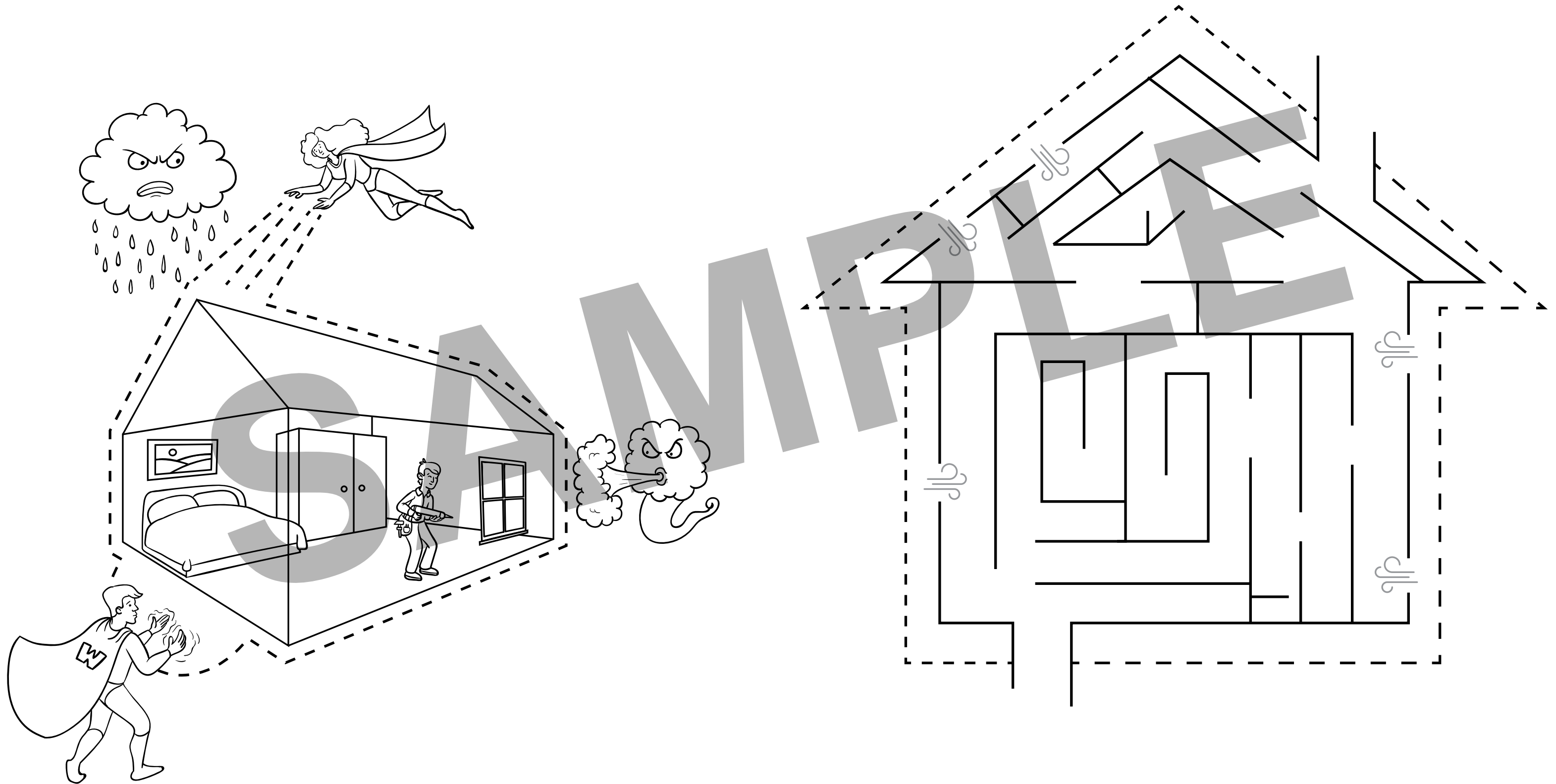


Insulating Pipes




When we seal up all the leaks it's like your house is protected by a force field. We call this force field the Sealed Building Envelope.


Can you help us go through the house and fix all of the leaks?




Our job isn't over when the leaks are sealed. We think about the whole house and try to make it as comfortable, safe, and efficient as possible.




That means doing more work like:



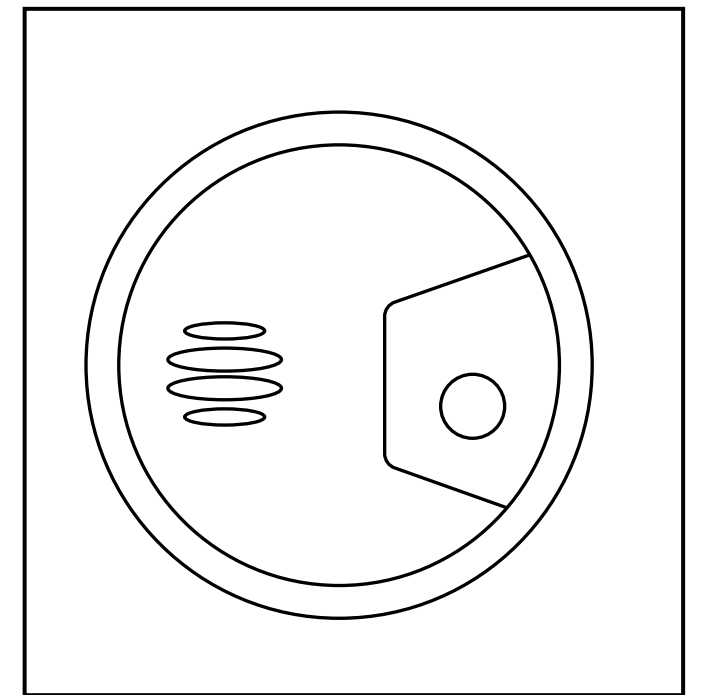
Checking for Carbon Monoxide leaks from combustion appliances



Installing energy-efficient light bulbs




Installing a programmable thermostat




Testing Smoke Detectors

After the Super Team is done there is still lots of stuff you can do around the house to be an energy hero.




Like turning off the lights when you leave the room.

Or deciding what you want to eat before opening the fridge, so the cold stays inside.



Remind your parents to test the smoke detectors and Carbon Monoxide detectors once a month, and change the batteries when you change the clocks.



Turn off your computer and video games, and unplug your cell phone chargers when you are not using them.



Do all that and you will be official Weatherization Super team side kicks!

Thanks for learning about weatherization
with us! Now let's get busy and show those
troublesome leaks who's boss!



SAMPLE

This book is published by Project Energy Savers. For information about Project Energy Savers, go to www.projectenergysavers.com

Notice: This book was produced by Project Energy Savers™, LLC. Neither Project Energy Savers™, LLC, nor any person acting on behalf of Project Energy Savers™, LLC, makes any warranty, expressed or implied, with respect to the use of any information disclosed in this booklet, or assumes any liability with respect to the use of, or for damages resulting from the use of, any information contained in this booklet. The recommendations, statistics and information provided are strictly for the purposes of informing the user.

© 2018 Project Energy Savers™, LLC. All Rights Reserved.