

# SPARKY

## THE ENERGY SAVING SQUIRREL





SAMPLE




**Hi, I'm Sparky,  
the Energy Saving Squirrel.  
I'm here to help you learn how to  
save energy in your home!**


**Our homes use a lot of energy.  
It takes electricity to run the TV, phones, and  
tablets, and even light bulbs. Everyone in your  
home uses electricity every day!**



**Electricity comes  
from lots of  
different places.**




**It comes from  
burning different  
kinds of fuel.**




**It can also come from wind**

**or from the sun.**



**Since everyone uses energy, everyone can help save energy too! A good place to start is by turning off the lights when you leave the room.**



**Some light bulbs use more energy than others. Tell your parents they can save by buying energy-efficient LEDs!**



**Make sure to close the front door  
when you come in the house. You'll  
save energy that's used to heat or  
cool your home.**




**Sunlight can help you  
save energy!  
In the winter, open the  
drapes to let the sun help  
warm up your home.**



**In the summer,  
keep the drapes  
closed during the  
day to stay cool.**

**You can save energy by turning off  
the TV when you aren't watching it.**


**The same goes for video games—make sure to  
turn them off when you're not using them.**



**Phones, tablets, and laptops can keep using electricity when they are plugged in, even if they are done charging, so unplug them when they are powered up.**


**If you're cold, put on a sweater instead of turning the thermostat up.**

**If you're hot, use a fan instead of the air conditioner.**






**Your fridge uses a lot of energy. Think about what you want before you open the door. That keeps the cool in!**



**Saving water also saves energy. So turn off the faucet when you're brushing your teeth.**






**If you have vents in your house, make sure to keep your toys out of the way so the air can flow freely.**



**Turn off and unplug musical instruments when you're done practicing. Connect the dots to see what instrument Sparky is playing.**



**Thanks for learning  
with me. Now you can  
help save energy too!**





This book is published by Project Energy Savers. For information about Project Energy Savers, go to [www.projectenergysavers.com](http://www.projectenergysavers.com).

Notice: This book was produced by Project Energy Savers™, LLC. Neither Project Energy Savers™, LLC, nor any person acting on behalf of Project Energy Savers™, LLC, makes any warranty, expressed or implied, with respect to the use of any information disclosed in this booklet, or assumes any liability with respect to the use of, or for damages resulting from the use of, any information contained in this booklet. The recommendations, statistics, and information provided are strictly for the purposes of informing the user.

© 2020 Project Energy Savers™, LLC. All Rights Reserved.

ES100-4