


Learning About Recycling with the


# Recycle BOTS



SAMP

Hi!  
We're the  
Recycle Bots!





We're here to  
teach you about  
recycling!




What's recycling?

Recycling takes things we don't use anymore and turns them into new things.

All kinds of new things are made by recycling old things!





This is the universal symbol for recycling. You'll see it on recycling bins and things made from recycled materials.

These are some things you can recycle:




**CARDBOARD & PAPER**



**PLASTIC**

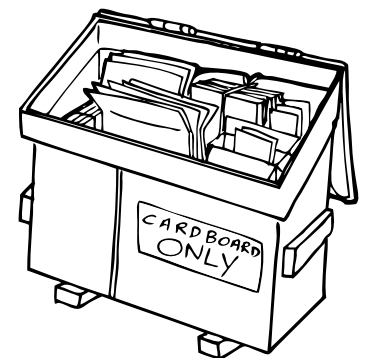

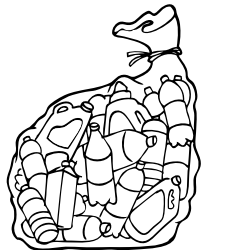



**GLASS**




**METAL**


In some places, you have to sort your recycling at home. Can you sort these items into the correct bins?




Make sure to rinse out bottles and cans and break down cardboard boxes before recycling them. It's okay to squash and flatten metal cans and plastic bottles so they fit in recycling bins.



Can you put the can in the recycling bin?



Turning off the faucet while you brush your teeth is a great way to make sure you don't waste water.



Recycling makes sure we don't waste other useful things!

If we threw away all our bottles, cans, and cardboard, they would sit in a landfill where nobody could use them.



The more you recycle, the less you throw away!

Can you put a big "X" over each thing that should not be in the landfill?

What happens after I put a bottle in the recycling bin?



Turn the page to find out!



**Step 1.** A recycling truck comes to your house and empties the recycling bin.

1

**Step 3.**  
The bottle goes through a machine that grinds it into tiny bits.


3

2

4


**Step 2.** The truck takes the recyclables to a facility that sorts them into groups.

**Step 4.** The bits are cleaned, dried, melted, and made into new plastic things, like toys!



Can you find the seven  
recyclables in the kitchen?

Check with your community's  
recycling program to find out  
what you can recycle.






# Did You Know?

In the United States we use about 70 million tons of paper and cardboard every year!



That's as heavy as 10 Egyptian pyramids!




You can also recycle by finding new uses for old things.

Follow these instructions to make a bird feeder out of a milk carton.

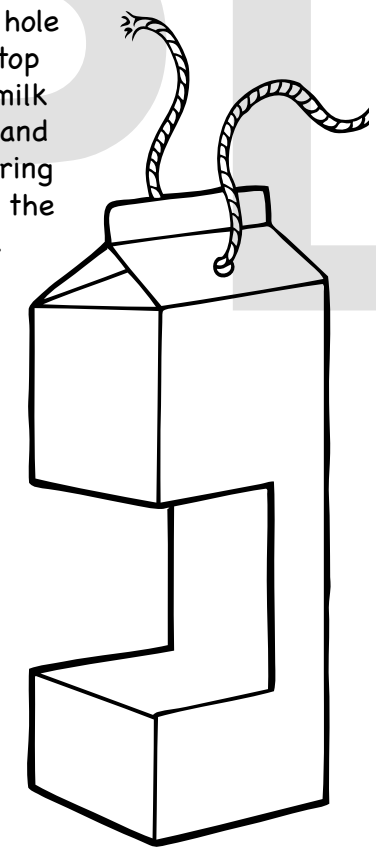
①

Step 1. Ask an adult to help you cut a hole in the carton.



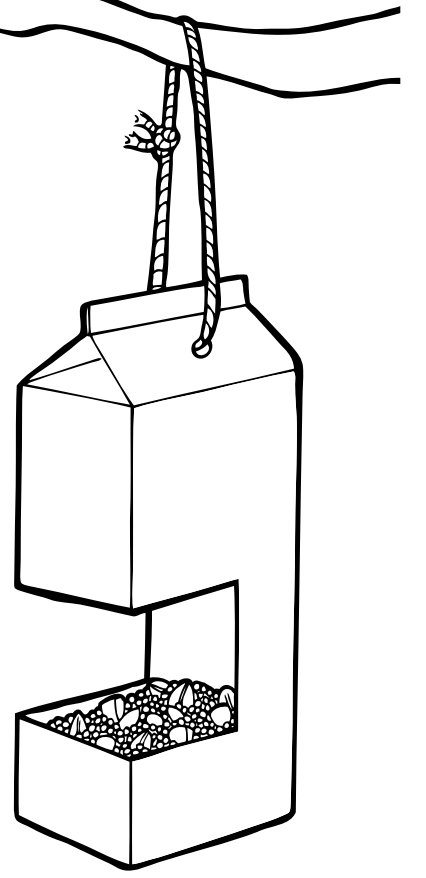

②

Step 2. Punch a hole in the top of the milk carton, and put a string through the hole.

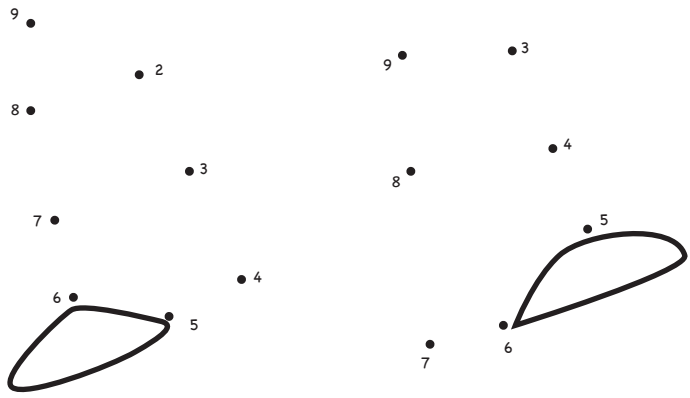
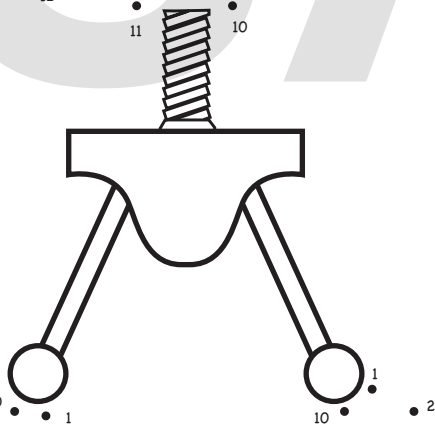

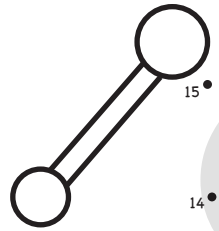
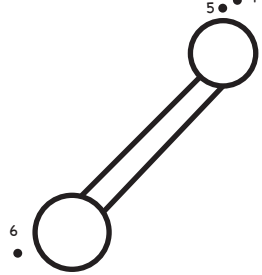

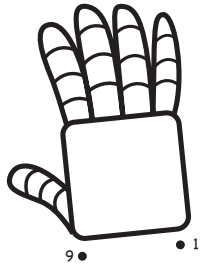


③

Step 3. Fill the carton with bird seed, and hang it on a tree branch.



This Recycle Bot is missing  
a few parts.



Connect the  
dots to make  
him whole.

SAMPLE



©2023 The Education & Outreach Company. All rights reserved.  
[www.educationandoutreach.com](http://www.educationandoutreach.com).

ES390