


SPARKY

THE ENERGY-SAVING SQUIRREL




**Hi, I'm Sparky,
the Energy-Saving Squirrel.
I'm here to help you learn how to
save energy in your home!**

SAMPLE




Our homes use a lot of energy. It takes electricity to run the TV, phones, and tablets, and even light bulbs. Everyone in your home uses electricity every day!




Can you find all of the things in this room that use electricity?


Electricity comes from lots of different places.



It comes from burning different kinds of fuel.



It can also come from wind



or from the sun.

Since everyone uses energy, everyone can help save energy too! A good place to start is by turning off the lights when you leave the room.

Some light bulbs use more energy than others. Tell your parents they can save by buying energy-efficient LEDs!




Can you get through this house and turn off all the lights on your way?



Make sure to close the front door when you come in the house. You'll save energy that's used to heat or cool your home.




**Sunlight can help you save energy!
In the winter, open the drapes to let the sun help warm up your home.**



In the summer, keep the drapes closed during the day to stay cool.

You can save energy by turning off the TV when you aren't watching it.

The same goes for video games—make sure to turn them off when you're not using them.




Phones, tablets, and laptops can keep using electricity when they are plugged in, even if they are done charging, so unplug them when they are powered up.

If you're cold, put on a sweater instead of turning the thermostat up.


If you're hot, use a fan instead of the air conditioner.



Your fridge uses a lot of energy. Think about what you want before you open the door. That keeps the cool in!



Saving water also saves energy. So turn off the faucet when you're brushing your teeth.




If you have vents in your house, make sure to keep your toys out of the way so the air can flow freely.



Turn off and unplug musical instruments when you're done practicing. Connect the dots to see what instrument Sparky is playing.



**Thanks for learning
with me. Now you can
help save energy too!**





©2026 The Education & Outreach Company. All rights reserved.
www.educationandoutreach.com

ES100-025